

C-4



2 Matsumoto City Museum

9:00am-5:00pm (Last admission 4:30pm) 0263-32-5725
 Adult ¥500
 Closed: Tue, 12/29-31
 A diorama of Matsumoto castle town and historical materials of the Northern Alps are exhibited.

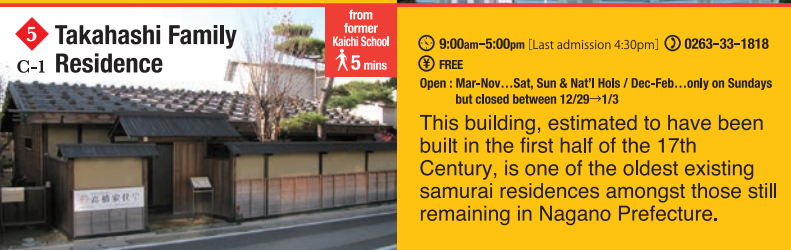
B-1



4 Former Catholic Priest's Residence

9:00am-5:00pm (Last admission 4:30pm) 0263-33-1818
 FREE
 Open: Mar-Nov...Sat, Sun & Nat'l Hols / Dec-Feb...only on Sundays but closed between 12/29-1/3
 This building, estimated to have been built in the first half of the 17th Century, is one of the oldest existing samurai residences amongst those still remaining in Nagano Prefecture.

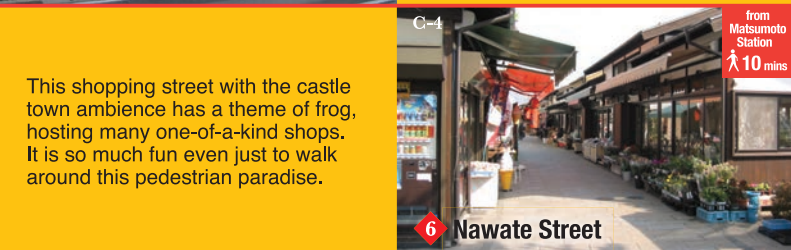
C-1



5 Takahashi Family Residence

9:00am-5:00pm (Last admission 4:30pm) 0263-33-1818
 FREE
 Open: Mar-Nov...Sat, Sun & Nat'l Hols / Dec-Feb...only on Sundays but closed between 12/29-1/3
 This building, estimated to have been built in the first half of the 17th Century, is one of the oldest existing samurai residences amongst those still remaining in Nagano Prefecture.

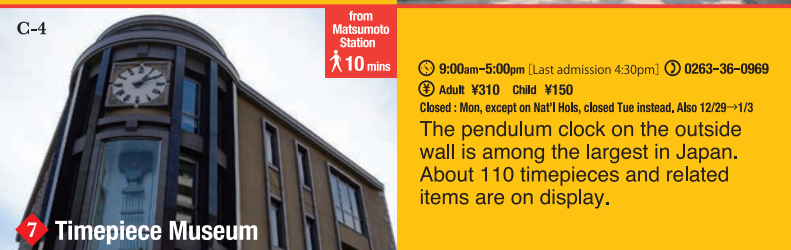
C-4



6 Nawate Street

9:00am-5:00pm (Last admission 4:30pm) 0263-36-0969
 Adult ¥310 Child ¥150
 Closed: Mon, except on Nat'l Hols, closed Tue instead, Also 12/29-1/3
 The pendulum clock on the outside wall is among the largest in Japan. About 110 timepieces and related items are on display.

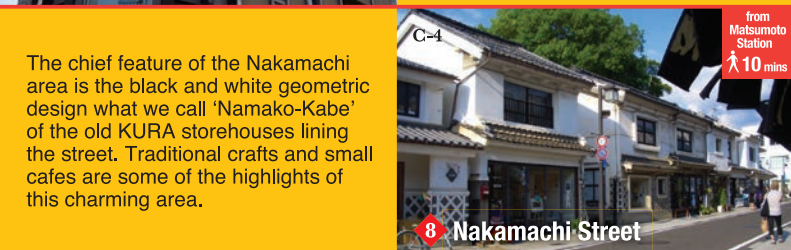
C-4



7 Timepiece Museum

9:00am-5:00pm (Last admission 4:30pm) 0263-36-0969
 Adult ¥310 Child ¥150
 Closed: Mon, except on Nat'l Hols, closed Tue instead, Also 12/29-1/3
 The pendulum clock on the outside wall is among the largest in Japan. About 110 timepieces and related items are on display.

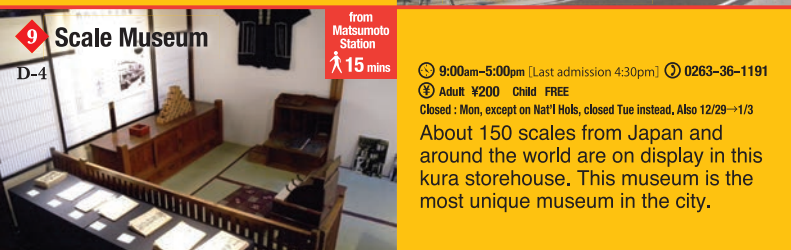
C-4



8 Nakamachi Street

9:00am-5:00pm (Last admission 4:30pm) 0263-36-1191
 Adult ¥200 Child FREE
 Closed: Mon, except on Nat'l Hols, closed Tue instead, Also 12/29-1/3
 About 150 scales from Japan and around the world are on display in this kura storehouse. This museum is the most unique museum in the city.

D-4



9 Scale Museum

9:00am-5:00pm (Last admission 4:30pm) 0263-36-1191
 Adult ¥200 Child FREE
 Closed: Mon, except on Nat'l Hols, closed Tue instead, Also 12/29-1/3
 About 150 scales from Japan and around the world are on display in this kura storehouse. This museum is the most unique museum in the city.

D-5



10 Genchi Well

9:00am-5:00pm (Last admission 4:30pm) 0263-35-6226
 Adult ¥310
 Closed: Mon, except on Nat'l Hols, closed Tue instead, Also 12/29-1/3
 Nestled in the cedar forest, it is located on the premises of the former Matsumoto High School, an important cultural asset. The school uniforms, etc. are displayed.

F-5



12 Old Higher School Museum

9:00am-5:00pm (Last admission 4:30pm) 0263-35-6226
 Adult ¥310
 Closed: Mon, except on Nat'l Hols, closed Tue instead, Also 12/29-1/3
 Nestled in the cedar forest, it is located on the premises of the former Matsumoto High School, an important cultural asset. The school uniforms, etc. are displayed.



Around Matsumoto Station



Buses in the City and Surrounding Area

Buses bound for various destinations depart from the bus terminal, which you will see to the right across the street when you exit Matsumoto Station. You can purchase the bus ticket to your destination at the ticket counter or ticket machines at Matsumoto Bus Terminal, or you can pay on the bus when you get off. Credit cards are accepted at the Bus Terminal, but not on the bus. (Also, some areas do not accept credit cards)

Train

To go towards Nagano from Matsumoto Station, take the JR Shinonoi Line. To go towards Hotaka (Azumino), Omachi, or Hakuba, take the JR Oito Line. To go towards Shinjuku (Tokyo), take the JR Chuo Tosen Line. To go towards Nagoya, take the JR Chuo Saisen Line. To go towards Shin-Shimashima Station at the foot of Kamikochi, take the Kamikochi Line of the Matsumoto Electric Railway from Track 7.

Rental Bicycles

'HELLO CYCLING' are available at various locations throughout town.

HELLO CYCLING (bike-share)

This bike sharing service allows you to rent and return bicycles to designated bike parking racks at any time of day. 20 or more spots are available around the city at places like next to the roundabout in front of Matsumoto Station's Castle (East) Exit.

Notice:some cell phones cannot downlord HELLO CYCLING APP..



- * Rates may vary with the season
- * Rental/return times may vary with location
- * Advanced registration on the app is required.



Taxi

Both large and regular-sized taxis are available. There are always taxis waiting in front of Matsumoto Station, so taking a taxi from there is quite convenient. Credit cards are accepted.

Matsumoto Shop-hopping Ticket

Get in on special deals at these places with the "Matsumoto Shop-hopping Ticket.



Excursion Bus

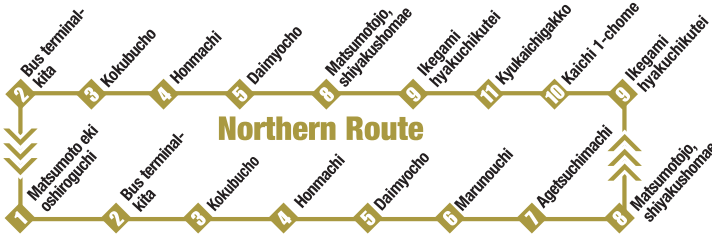
The Town Sneaker, which leaves from and returns to Matsumoto Station, is convenient for sightseeing within the city! Enter buses through the rear door and exit from the front door. Put exact fare into the machine as you leave the bus.
• North Route: Matsumoto Castle, Former Kaichi School(Closed until fall of 2024);
• Eastern Route: Nakamachi, Matsumoto City Museum of Art;



Fare Adults: ¥200 each / Children: ¥100 each

	Hours of Operation	Intervals
Northern Route Matsumoto Castle Former Kaichi School	8:30am → 5:15pm	Weekdays: every 30 min Sat, Sun, Nat'l Hol: every 20 min
Eastern Route Matsumoto City Museum of Art AEON MALL	8:40am → 8:00pm	Runs every 20 minutes.

* Southern routes are also in operation.



Town Sneaker One-day Bus Ticket

Adults: ¥500 each / Children: ¥250 each

Can be used on all routes.

Present the One-day Bus Ticket to receive discounts on admission at the following places.



Name of Facility	Ticket Type	Discounted Rate	Nearest Bus Stop
Matsumoto Castle	Adults	700 ▶ 630	6 Marunouchi
	Elementary / JuniorHigh	300 ▶ 270	8 Matsumotojo, shiyakushomae
Former Kaichi School *Closed until fall of 2024	Adults	400 ▶ 300	10 Kyukaichigakko
	Elementary / JuniorHigh	200 ▶ 150	
Timepiece Museum	Adults	310 ▶ 260	5 Daimyocho
	Elementary / Junior High	150 ▶ 100	
Scale Museum	Adults	200 ▶ 150	6 Hakarishiryokan
	High School / College students	200 ▶ 100	17 Matsumotoshi bijutsukan
Old Higher School Museum	Adults	310 ▶ 200	14 Agata-no-morikoen
			15 Kyumatsumotokoko
Japan Ukiyo-e Woodblock Print Museum	Adults	1000 ▶ 900	 Ukiyoehakubutsukan, Rekishinosato
	Elementary / Junior High	500 ▶ 400	
Matsumoto City Open-Air Architectural Museum	Adults	410 ▶ 310	

* Elementary/ Junior High - under 15 yrs, High School / College - 15 yrs, & over

To Ukiyo-e Museum/Matsumoto City Open-Air Architectural Museum, please use the Gurutto Matsumoto bus.

* Town Sneaker One-day Bus Ticket is not available.

Operating days: Weekdays, Saturdays (no service on Sundays)
Adults: ¥210 / Junior high and high school students: ¥150 / Children: ¥100 (one way)

From the Alps Exit of Matsumoto Station, take the Matsumoto/ Shimauchi Line bus bound for Godochosha/Komiya Danchi. Get off at the 8th bus stop "Ukiyoehakubutsukan, Rekishinosato" from Matsumoto Station Alps Exit.

Goodwill Volunteer Tourist Guides



Alps Language Service Association

Based at Matsumoto Castle, volunteers give tourists guided tours in foreign languages. Having the volunteer spirit, they show tourists around the Castle, the Matsumoto City Museum, the Former Kaichi School, and other places in the city. The members of the group are waiting for you in the building on the left side near the Castle entrance. Guides are available from 10 a.m. to 3 p.m. Please feel free to drop by.

Need help?

Tourist Information Center **0263-39-7176**
(South of Matsumoto Castle) ☎ 9:00am-5:45pm Closed : 12/29 → 1/3

Tourist Information Center **0263-32-2814**
(Located within Matsumoto Station) ☎ 9:00am-5:45pm Closed : 12/29 → 1/3

Matsumoto Welcomes You! <https://visitmatsumoto.com/>

Regional Tourist Guide Websites

- 2** Sacred Highland Kamikochi <https://www.kamikochi.org/>
- 3** Alps Mountain Village <https://alps-sangakukyo.jp/>



In an Emergency

• **Lost & Found** Please ask at KOBAN[Police station] below.
* One is to the right of Matsumoto Station's Oshiro[Castle]Exit, and the other one is on the corner of Nawate Street and Daimyocho Street.

• **Japan Visitor Hotline** ... 050-3816-2787[en/zh/ko]

• **Emergency Numbers** ... * You can use multilingual support.
Police: 110 / Ambulance, Fire, Rescue: 119

* Aizawa Hospital
The ER is available 24/7/365 for emergency care.
http://w3.ai-hosp.or.jp/_en/



Exchange or Cash Withdrawal

There is a money exchange machine on the 1st floor of the bus terminal.

Open Weekday ☎ 7:00am - 21:00pm
Sat, Sun & Nat'l Hols 8:00-21:00

You can use foreign credit cards, some foreign cash cards and the China Union Pay card at the ATM machines in Japan Post Banks and Seven Elevens.
Be aware that Japan Post Bank ATM machines are not open 24 hours, and the hours of operation are different depending on the location.

Post Office

You can send postcards, letters, and parcels from the post office.
Matsumoto Post Office Counter

☎ **Mon-Fri 9:00am - 7:00pm** ☎ **Sat 9:00am - 5:00pm**
☎ **Sun and holidays 9:00am - 12:30pm**

* A service window is also available on the left side of the building every day
☎ <http://www.post.japanpost.jp/english/index.html>



Free Internet Terminals & Wi-Fi

There are two Tourist Information Centers: one across from the ticket gates in the Matsumoto Station building and the other just south of Matsumoto Castle. Free Wi-Fi is also available at the Matsumoto Station plaza, Flower Clock (Hanadokei) Park, the Matsumoto City Museum of Art, Otemon Parking Lot, Matsumoto Castle Park, Matsumoto Castle's Honmaru Garden, Nawate Street and Kurassic-kan on Nakamachi Street. There are also computers with internet access in the Tourist Information Center south of Matsumoto Castle.

Matsumoto City



1 Asama Hot Springs

This hot spring area has a long history dating back 1,300 years as a well-loved retreat for the people of Matsumoto. Day-trip bathing is available.

Access: 20 min. from Matsumoto Station on the Asama Hot Springs-bound bus



2 Utsukushigahara Hot Springs

We know that this area has been a popular spa area since olden times since its activities were recorded in ancient documents. One nice thing is that the hot spring temperature is not too hot.

Access: 20 min. from Matsumoto Bus Terminal on the Utsukushigahara Hot Springs-bound bus



3 Japan Ukiyo-e Woodblock Print Museum

☎ **10:00am-5:00pm** (Last admission 4:30pm)
☎ Adults ¥1,000
Closed: Mon, except on Nat'l Hols - closed on Tue instead. Year-end and new year recess.



4 Kamikochi & the Japan Alps

Kamikochi is a place of untouched natural beauty. It's certainly a great destination for walking, trekking, and camping. An overnight stay here will allow visitors to experience an uninterrupted view of the night sky with brightly shining stars.

Access: 30-min. train ride from Matsumoto Station, followed by a 60-min. bus ride

5 Shirahone Hot Springs

This hot spring nestled in the deep mountains is famous for its opaque white water. Bathing in the fresh green or fall foliage, whatever the season gives a wonderful feeling of freedom.

Access: 30-min. train ride from Matsumoto Station followed by a 50-min. bus ride.



6 Norikura Kogen (Plateau)

Norikura Kogen is located on a plateau at an elevation of between 1200 and 1800 meters. It offers different seasonal activities over the whole year. The Snow Wall walking in May and June, trekking & camping in summer, viewing the changing colors of autumn, and skiing or snowshoe-ing in winter, you can enjoy all kind of activities that you have never even thought of.

Access: 30-min. train ride from Matsumoto Station followed by a 50-min. bus ride
For the snow walls, an additional 50-min ride.

